

Legal Aid's Success in 2015 Included:

Increased assets and income, and reduced debt by **\$13** million for clients helped



PREVENTED
58% of foreclosures

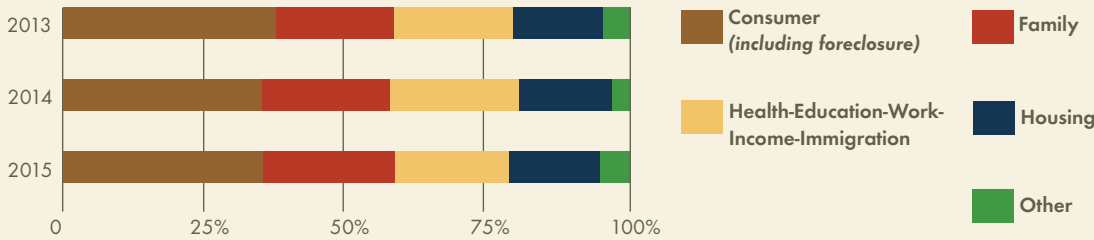
REMOVED BARRIERS
to education in **85%** of cases

PREVENTED EVICTIONS = 99%



97% of cases where **SAFETY** was **SECURED**



Yearly Comparison of Cases Handled



Client Demographics 2015



47% of all households helped included children

16% of all clients were older adults

746 cases involved U.S. Veterans. These cases impacted 1,408 people

84% of households helped make less than \$25,000/year

Race/ Ethnicity

Black
58%

White
32%

Hispanic
7%

Other
3%

Cases by County 2015 (Percentage)



Cuyahoga



Lorain



Lake



Ashtabula



Gauga



Other



19,673 = Total People HELPED BY LEGAL AID

**Total Cases
Handled in 2015:**
8,126

Cases Handled
and Closed **6,779**

Cases Continued
into 2016 **1,346**

**Volunteer Lawyers
Program**

Cases Handled
by Volunteers **1,604**

Volunteer Attorneys Engaged **543**

Number of Advice Clinics **123**

People

Staff

Attorneys **39** Other **27**

Supporters

Pro Bono Attorneys **2,720**

In-House Volunteers **54**

Law Students **223**

Donors **1,467**

2015 Finances

REVENUE AND OTHER SUPPORT

	2015	2014
Legal Services Corporation (LSC)	\$2,300,369	\$2,165,160
Ohio Legal Assistance Foundation (OLAF)	\$2,327,148	\$1,871,849
Donations and Private Grants	\$1,568,238	\$1,527,084
Donated Services	\$947,098	\$1,103,994
Other Government Grants	\$408,231	\$304,875
United Way	\$303,117	\$308,600
Partner Agencies (contracts for legal services)	\$220,982	\$68,802
Other Income	\$216,851	\$314,810
TOTAL REVENUE	\$8,292,034	\$7,665,174

EXPENSES

	2015	2014
Program Services	\$6,742,990	\$6,785,647
Support Services (administration & development)	\$1,321,308	\$1,289,775
TOTAL EXPENSES	\$8,064,298	\$8,075,422
Excess of Revenue over Expenditures	\$227,736	-\$410,248
Beginning Net Assets	\$6,046,819	\$6,457,067
NET ASSETS as of year end	\$6,274,555	\$6,046,819

BREAKDOWN OF NET ASSETS

	2015	2014
Unrestricted		
-Net Investment in Property	\$2,928,518	\$2,931,609
-Board Designated Endowment	\$14,094	\$14,481
-Board Designated Reserve Fund	\$2,813,476	\$2,762,251
	\$5,756,088	\$5,708,341
Temporarily Restricted	\$403,417	\$273,428
Permanently Restricted	\$115,050	\$65,050
NET ASSETS	\$6,274,555	\$6,046,819