








The mission of The Legal Aid Society of Cleveland is to secure justice and resolve fundamental problems for those who are low income and vulnerable by providing high quality legal services and working for systemic solutions.

Legal Aid uses the power of the law to ensure access to basic needs and lift people out of poverty. Thanks to thousands of supporters and community partners, Legal Aid provides services that focus on improving clients' health, safety, shelter, education, and economic security.

Legal Aid's Success in 2014 Included:

- Increased assets and income, and reduced debt by \$18 million for clients helped
- Prevented 59% of foreclosures
- Removed barriers to education in 88% of cases
- Prevented 99% of evictions
- Secured safety in 99% of cases

Yearly Comparison of Cases Handled

	Consumer (including foreclosure)	Family	Health-Education-Work- Income-Immigration	Housing	Other
					
2011	42%	20%	22%	12%	4%
2012	41%	19%	24%	13%	3%
2013	38%	21%	21%	16%	4%
2014	36%	22%	22%	16%	3%

Client Demographics 2014


Focus on Special Populations:

48% of all households helped included children

14% of all clients were older adults

670 cases involved U.S. Veterans. These cases impacted 1,340 people

85% of households helped make less than \$25,000/year



Race/ Ethnicity

- Black = 59%
- White = 31%
- Hispanic = 7%
- Other = 3%



Cases by County 2014

- Cuyahoga: 79%
- Lake: 6%
- Geauga: 1%
- Lorain: 9%
- Ashtabula: 4%
- Other: 1%



Total Cases Handled in 2014: 8,286

Cases Handled and Closed **6,767** Cases Continued into 2015 **1,519**

Volunteer Lawyers Program

Cases Handled by Volunteers **1,521**

Volunteer Attorneys Engaged **512**

Number of Neighborhood Clinics **91**

Total People
Helped by
Legal Aid



20,595

People

Staff Attorneys **42** Other **25**

Supporters Pro Bono Attorneys **2,616** In-House Volunteers **37** Law Students **210** Donors **1,433**

2014 Finances

REVENUE AND OTHER SUPPORT

	2014	2013
Legal Services Corporation (LSC)	\$2,165,160	\$1,988,049
Ohio Legal Assistance Foundation (OLAF)	\$1,871,849	\$2,418,089
Donations and Private Grants	\$1,527,084	\$1,206,019
Donated Services	\$1,103,994	\$926,508
Other Government Grants	\$304,875	\$376,659
United Way	\$308,600	\$296,101
Partner Agencies (contracts for legal services)	\$68,802	\$90,061
Other Income	\$314,810	\$371,502

TOTAL REVENUE

\$7,665,174

\$7,672,988

EXPENSES

	2014	2013
Program Services	\$6,785,647	\$6,986,258
Support Services (administration & development)	\$1,289,775	\$1,090,654
TOTAL EXPENSES	\$8,075,422	\$8,076,912
Excess of Revenue over Expenditures	-\$410,248	-\$403,924
Opening Net Assets	\$6,457,067	\$6,860,991
NET ASSETS as of year end	\$6,046,819	\$6,457,067

BREAKDOWN OF NET ASSETS

	2014	2013
Unrestricted		
-Net Investment in Plant	\$2,931,609	\$2,920,584
-Board Designated Endowment	\$14,481	\$13,608
-Board Designated Reserve Fund	\$2,762,251	\$2,815,163
	\$5,708,341	\$5,749,355
Temporarily Restricted	\$273,428	\$652,662
Permanently Restricted	\$65,050	\$55,050
NET ASSETS	\$6,046,819	\$6,457,067